

# Mainframe Technical Exchange

October 4-6, 2022

## Frequently Asked Questions

Q: Is the Mainframe Technical Exchange virtual this year?

A: Yes, the Mainframe Technical Exchange will be held virtually Oct. 4-6, 2022.

Q: Is there a registration fee to attend the Mainframe Technical Exchange?

A: No, there is no registration fee to attend the Mainframe Technical Exchange. It is available at no cost to Broadcom customers.

Q: How do I access sessions on the Event Portal during the event and view on-demand content after the event?

A: All sessions can be found on the [Event Portal](#) and will be available on-demand until February 28, 2023.

Q: How can I view a full session list for the event?

A: View a full list of the sessions in [this document](#).

Q: How do I find Technical Help for the Mainframe Technical Exchange event?

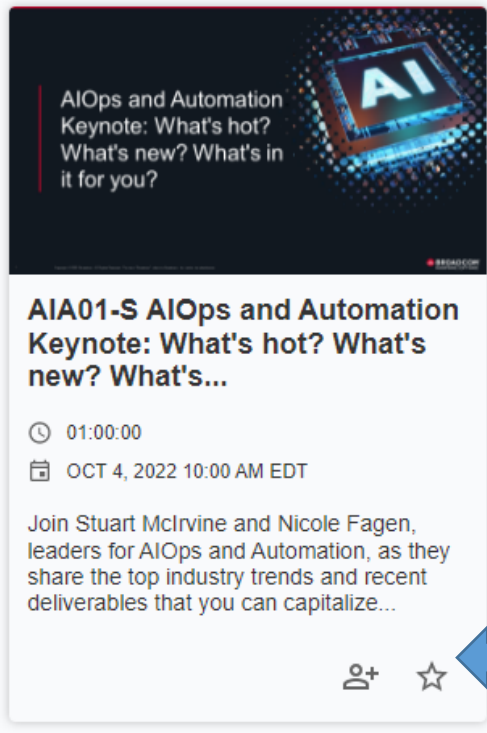
A: Go to <https://event.on24.com/view/help/> or send an email to [mftech.exchange@broadcom.com](mailto:mftech.exchange@broadcom.com). **If the session you are viewing or live Q&A session you are joining is not loading, try refreshing your browser, which often resolves the issue.**

Q: Some live sessions prompt me to join several times? Is this correct?

A: Yes, some live sessions are being hosted in a breakout room which requires you to join, and then join again with your camera and audio.

Q: How do I add sessions to “My Agenda” in the [Mainframe Technical Exchange portal](#)?

A: Click the “star” icon on the bottom left of a session tile to add the session to My Agenda. To remove a session from My Agenda, click the “star” icon again.



Q: How do I register for a session?

A: Click the “person with plus sign” icon on the bottom right of a session tile to register for a session. Note that registering for a session does not add it to your agenda.

AIOps and Automation  
Keynote: What's hot?  
What's new? What's in  
it for you?

**AIA01-S AIOps and Automation  
Keynote: What's hot? What's  
new? What's...**

🕒 01:00:00  
📅 OCT 4, 2022 10:00 AM EDT

Join Stuart McIrvine and Nicole Fagen,  
leaders for AIOps and Automation, as they  
share the top industry trends and recent  
deliverables that you can capitalize...

📎+

Alternatively, if you click on the session tile, you will see an option to register for the session on the session page:

**Hi Tammy,**

This event will begin on:  
**Tuesday, October 4, 2022 10:00 AM EDT**

[Register for Session](#)

If you haven't registered for the overall event, or this is your first time visiting the Mainframe Technical Exchange portal, you'll be asked to enter the email address you used to register for the event.

**Login**

\* Denotes Required

Enter the company email address you used to register for the event.

Email \*

[Submit](#) [Haven't registered for the overall event? Click here.](#)

Q: How do I add a session to my calendar?

A: First, register for the session. Once you register, you will see options to add to your calendar (one for Outlook and one for Google).

 **You've successfully registered for this event!**

This event will begin on:  
**Tuesday, October 4, 2022 10:00 AM EDT**

Audience members may arrive 15 minutes before the designated start time.



Add to calendar



Add to Google Calendar

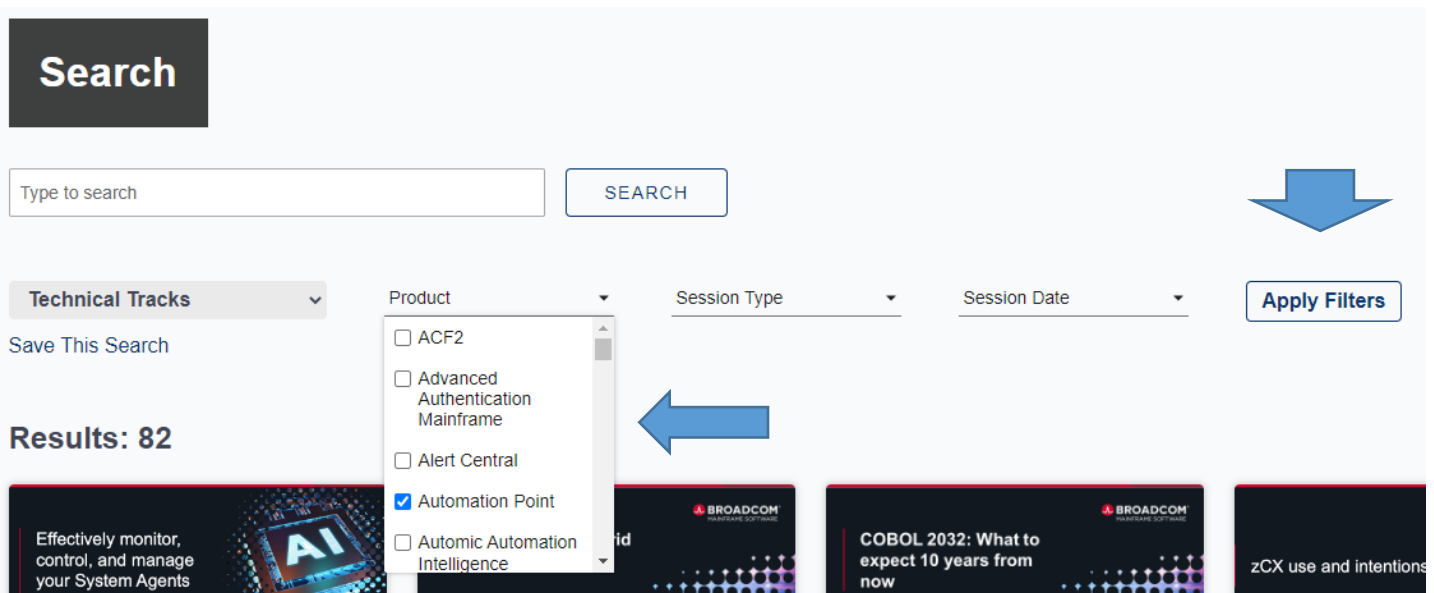
Q: Can I unregister for a session?

A: No, you can't unregister for a session.

Q: How do I find a session for the Broadcom products I use?

A: You can view sessions via the Technical Tracks dropdown from the top menu. Or you can go to Search All Sessions on the top menu.


Select your product(s) from the Product dropdown list and click Apply Filters.



The screenshot shows a search interface with a search bar, a 'SEARCH' button, and a dropdown menu for 'Technical Tracks'. Below the search bar, there are filters for 'Product', 'Session Type', and 'Session Date'. The 'Product' dropdown is open, showing a list of products with checkboxes. A blue arrow points to the 'Automation Point' option, which is selected. To the right of the filters is an 'Apply Filters' button. Below the filters, the results section shows 'Results: 82' and a list of session cards. The first card is titled 'Effectively monitor, control, and manage your System Agents' and features an 'AI' logo. Other cards include 'COBOL 2032: What to expect 10 years from now' and 'zCX use and intentions'.

Q: How do I join and engage with session speakers in the live Q&A portion of sessions?

A: Connect with the speakers and other attendees via live chat and by attending the live Q&A sessions. Note that after the recorded sessions, there will be a slight delay, and you will see a black and white speaker icon appear (see image below), and then the speakers will appear on screen to invite you to the live Q&A session. Click the “Join post-session live Q&A” button.



Q: How do I share feedback on the sessions I attend?

A: Provide feedback on each session you attend by completing the Session Feedback Survey.

Q: How do I share my event experience on social media?

A: Promote your attendance on Twitter and LinkedIn using the hashtag **#BroadcomMTE2022**. During the event, share something new you learned, a great speaker you heard, or an expert you connected with during the event.